

Instructions for claiming Active Kids voucher

1. Log into your Service NSW account. If you don't have an account set one up at <https://my.service.nsw.gov.au/MyServiceNSW/Register>
2. Go to the "Services" tab and click on "Office of Sport" and apply for your active kids rebate.









MyServiceNSW

[Dashboard](#) [Licences and registrations](#) [Services](#) [Reminders](#) [My applications](#) [Personal details](#) [Settings](#)

Link some services

Get the most out of your account. Add these products or services by providing a few verification details.

Add connections

 Subsidence Advisory NSW > Manage or lodge your compensation claims for mine subsidence damage or development applications in mine subsidence districts.	 State Insurance Regulatory Authority > Connect to SIRA.	 Maritime > Manage your boat licences and vessel registrations.
 Roads > Manage your roads-related licences, registrations and services.	 NSW Police Force > Report non-emergency minor crimes online, like intentional damage and graffiti, lost property and theft.	 Office of Sport > Connect to request Active Kids vouchers.
 RSA/RCG Competency Card > Manage your RSA/RCG competency card.	 Recreational Fishing Fee > Manage your recreational fishing licence.	

3. Complete details – you will need the Medicare number for each child you are claiming the voucher for along with their weight and height.

The voucher will be emailed to your registered email address.

You will then need your voucher number for football registration